



ATLANTIC
SAPPHIRE®



Monthly Update – February 2022

March 7, 2022

IMPORTANT INFORMATION

IMPORTANT INFORMATION

This presentation (the "Presentation") has been produced by Atlantic Sapphire ASA (the "Company") exclusively for information purposes. This Presentation has not been approved, reviewed or registered with any public authority or stock exchange. This Presentation is not a prospectus and does not contain the same level of information as a prospectus. This Presentation is strictly confidential and may not be disclosed, in whole or in part, or summarized or otherwise reproduced, distributed or referred to, in whole or in part, without prior written consent of the Company. To the best of the knowledge of the Company and its Board of Directors, the information contained in this Presentation is in all material respect in accordance with the facts as of the date hereof, and contains no material omissions likely to affect its import.

This Presentation contains certain forward-looking statements relating to the business, financial performance and results of the Company and/or the industry in which it operates or intends to operate. Forward-looking statements concern future circumstances and results and other statements that are not historical facts, sometimes identified by the words "believes", "expects", "predicts", "intends", "projects", "plans", "estimates", "aims", "foresees", "anticipates", "targets", and similar expressions. The forward-looking statements contained in this Presentation, including assumptions, opinions and views of the Company or cited from third party sources are solely opinions and forecasts which are subject to risks, uncertainties and other factors that may cause actual events to differ materially from any anticipated development. None of the Company or any of its subsidiary undertakings or any such person's officers or employees provides any assurance that the assumptions underlying such forward-looking statements are free from errors nor does any of them accept any responsibility for the future accuracy of the opinions expressed in this Presentation or the actual occurrence of the forecasted developments. The Company assumes no obligation to update any forward-looking statements or to conform these forward-looking statements to our actual results. Furthermore, information about past performance given in this Presentation is given for illustrative purposes only and should not be relied upon as, and is not, an indication of future performance. No representation or warranty (express or implied) is made as to, and no reliance should be placed on, any information, including projections, estimates, targets and opinions, contained herein, and no liability whatsoever is accepted as to any errors, omissions or misstatements contained herein, and, accordingly, neither the Company nor any of its parent or subsidiary undertakings or any such person's officers or employees accepts any liability whatsoever arising directly or indirectly from the use of this document. Actual experience may differ, and those differences can be material.

By reviewing this Presentation you acknowledge that you will be solely responsible for your own assessment of the market and the market position of the Company and that you will conduct your own analysis and be solely responsible for forming your own view of the potential future performance of the businesses of the Company. This Presentation must be read in conjunction with the recent financial reports of the Company and the disclosures therein, as well as other public disclosures made by the Company. The distribution of this Presentation may in certain jurisdictions be restricted by law. Persons in possession of this Presentation are required to inform themselves about, and to observe, any such restrictions. No action has been taken or will be taken in any jurisdiction by the Company that would permit the possession or distribution of this Presentation in any country or jurisdiction where specific action for that purpose is required.

This Presentation does not in itself constitute an offer to sell or form part of, and should not be construed as, an offer or invitation for the sale or subscription of, or a solicitation of an offer to buy or subscribe for, any shares or other securities in any jurisdiction, nor shall it or any part of it or the fact of its distribution form the basis of, or be relied on in connection with, any offer, contract, commitment or investment decision relating thereto, nor does it constitute a recommendation regarding the securities of the Company.

This Presentation must be read in conjunction with the stock exchange release to which it is attached.

By reviewing this Presentation, you agree to be bound by the foregoing limitations.

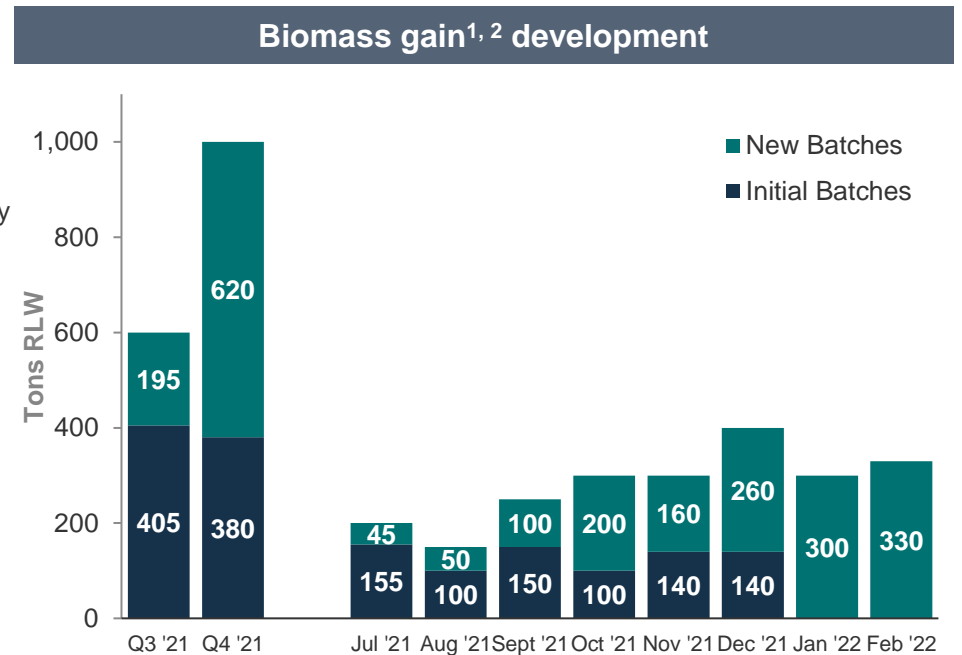
This Presentation speaks as of March 7, 2022. Neither the delivery of this Presentation nor any further discussions of the Company with any of the recipients shall, under any circumstances, create any implication that there has been no change in the affairs of the Company since such date. The Company does not intend, and does not assume any obligation, to update or correct any information included in this Presentation. This Presentation shall be governed by Norwegian law, and any disputes relating to hereto is subject to the sole and exclusive jurisdiction of Norwegian courts, with Oslo District Court as legal venue.

Highlights of the month

- New Batches continue to perform great and represent all the net biomass gain
- Similar to January, no net growth from the Initial Batches in February due to higher day-to-day mortality and FCR on mature fish
- February 2022 harvest volume of ~300t HOG
- Planning to harvest ~1,000t HOG in both Q1 and Q2 2022

Water quality

- Stable operating conditions across the farm, including water quality and temperatures



Under Stable Conditions, Biomass Gain Of New Batches Is Increasing Steadily

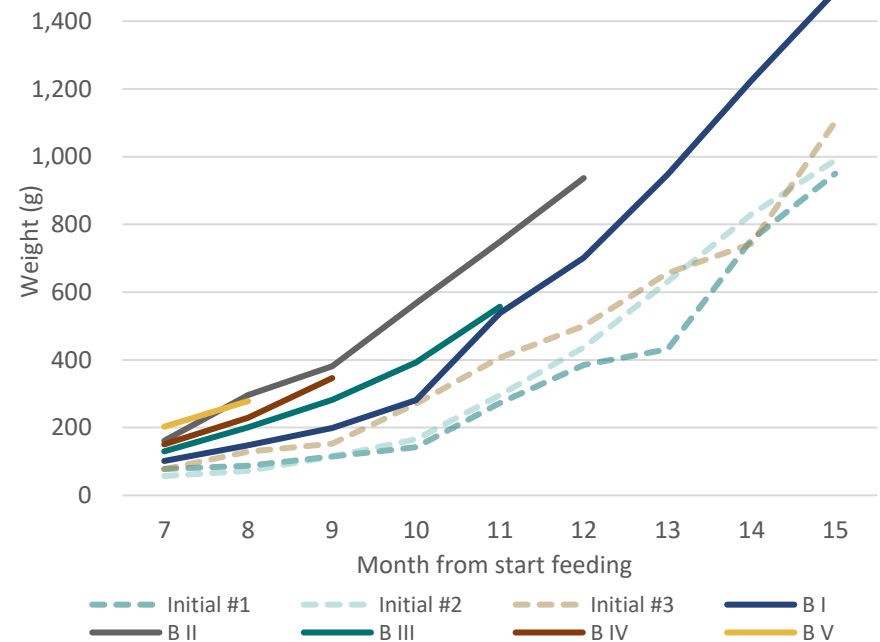
¹ Biomass gain: Estimated net change in standing biomass in the period, adjusted for actual harvest volumes. Includes any culling or mortality.

² Feb '22 biomass gain for Initial Batches: Elevated mortality and harvest deviations on the Initial Batches contributed with negative 130t RLW of biomass adjustment, which is excluded from the biomass gain development overview

Batches introduced from mid-2020 have had stable conditions and deliver great biological performance

- Performance of New Batches is in line budget expectations
 - The New Batches represented all the net biomass gain in January and February 2022
 - No maturation identified in New Batches
 - B V added to the biomass gain overview

Biomass gain¹ of Initial Batches vs. New Batches



Focus Is On The New Batches

¹ Time from introduction into start feeding. The graph shows the fish in salt water.

US standing biomass overview¹ as of February 28, 2022

Feb 28, 2022	Number	Average Weight (grams)	Standing Biomass (kg)	Quarter introduced in start-feed	Comment
Initial batches ²	260k	3,400	884,000		Groups exposed to uneven and suboptimal conditions early in the cycle (chiller plant breakdown, key water treatment tools missing)
B I	415k	1,500	622,500	Q4 '20	Stable conditions in line with plan
B II	490k	950	465,500	Q1 '21	Stable conditions in line with plan
B III	360k	550	198,000	Q2 '21	Stable conditions in line with plan
B IV	180k	345	62,000	Q2 '21	Fungus in hatchery stage, stable conditions thereafter
Freshwater ³	2,350k	70	164,500		Stable conditions in line with plan
Total	4,055k		2,396,500		

The New Batches Contribute Increasingly To Total Biomass Gain

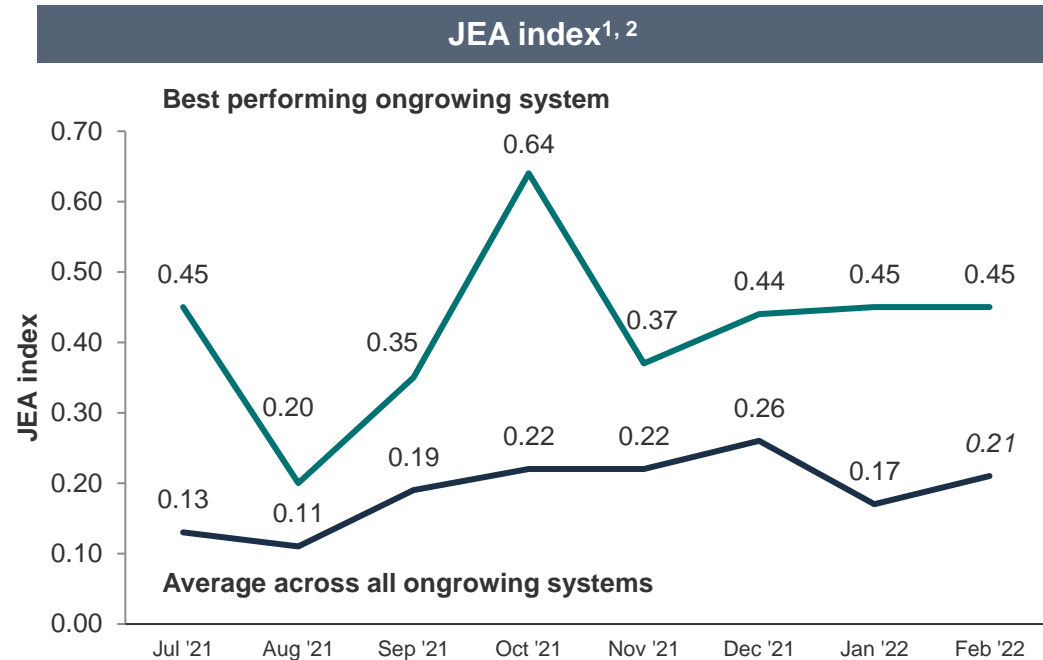
¹ The biomass overview is based on management estimates, and may change based on counting and weight sampling

² Remaining batches introduced before mid-2020, that have not had stable conditions and therefore have mixed biological performance. To be harvested out by Q2 2022.

³ Excludes eggs in the hatchery

Comments

- ~60% of the planned 'Ph. 1 steady state' standing biomass was stocked end-February
- Average JEA index will increase gradually with growing biomass and replacement of Initial Batches with New Batches
- 12 identical saltwater ongrowing systems
- Budget JEA Index of 0.47 in Phase 1, which yields ~9,500t HOG of annual production

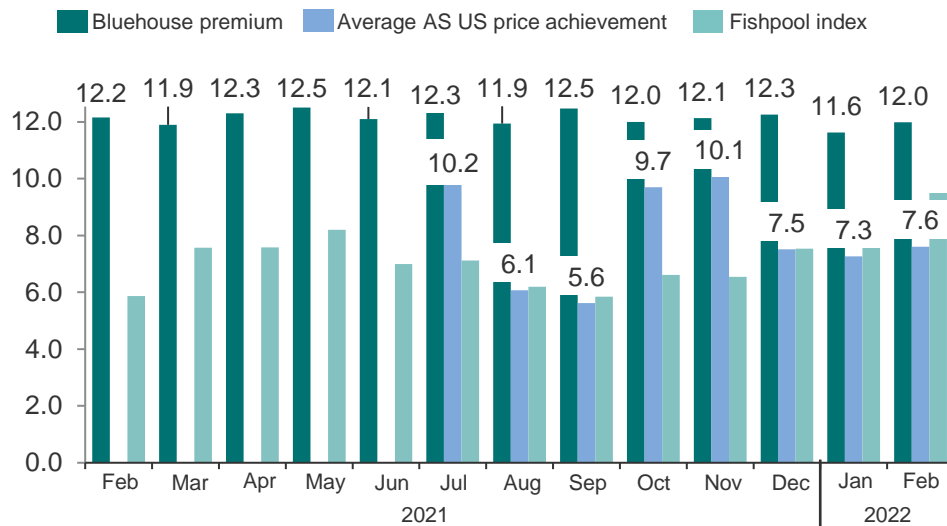


JEA Index To Increase With Growing Biomass

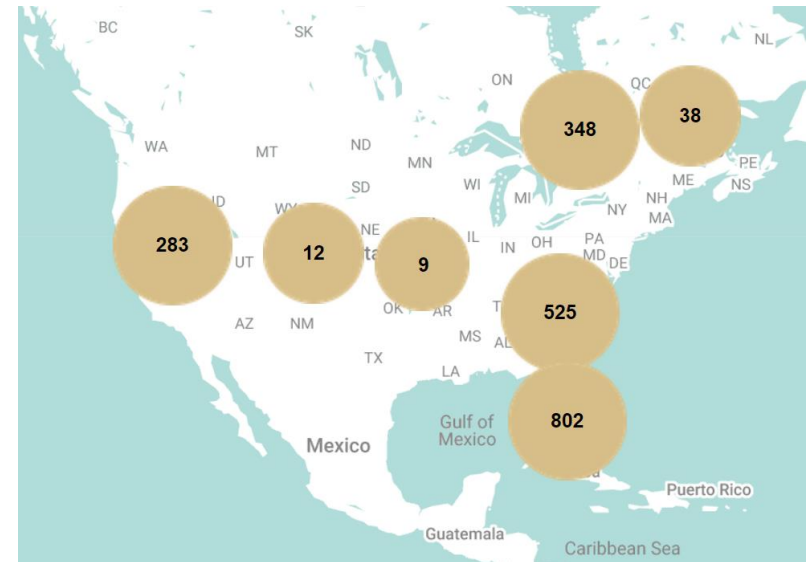
1 Johan E. Andreassen (JEA) Index on operational performance based on management estimates: kg RLW biomass gain per m3 per day

2 Feb '22 biomass gain for Initial Batches: Elevated mortality and harvest deviations on the Initial Batches contributed with negative 130t RLW of biomass adjustment, which is excluded from the JEA index overview

US price achievement – premium fish (superior, 3kg+) and average – USD/kg RTF²



~2,000 locations carrying Bluehouse Salmon¹



Consistently High Price Achievement For Premium Bluehouse Salmon

¹ Bluehouse Salmon store locator is updated 'live' at bluehousesalmon.com/where-to-buy/

² Atlantic Sapphire 'Bluehouse premium' is superior, 3kg+ salmon on Return To Farm basis (excluding freight costs). Fishpool index price converted to USD using Norges Bank fx rates

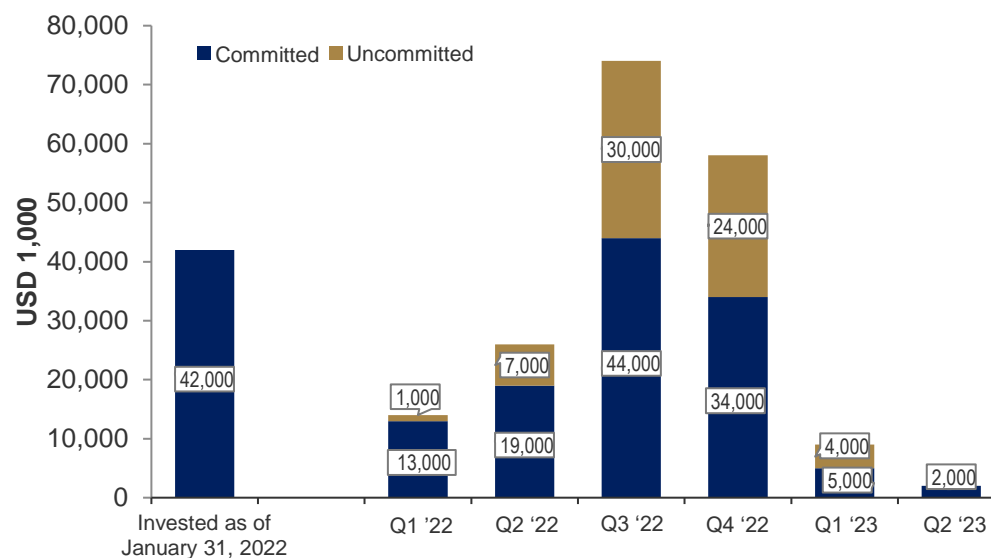
Capex Status as of January 31, 2022

- \$225 million total budget
 - \$159 million committed, of which
 - \$42 million invested
 - \$117 million forecasted
 - \$66 million currently uncommitted
- Phase 2 construction capex and speed remains solely at the Company's discretion

Schedule of Estimated Project Completion

- Phase 2 expected to be ready for fish early 2023
- Forecasted amounts are based on expected cash flows from future bid packages

Monthly capex spending and commitments



Phase 2 Construction Progressing According To Plan

Phase 2 tanks (Mar '22)



Phase 2 Will Bring Total Annual Harvest Volume Capacity To 25,000t HOG

Jon-Birger Løvik appointed Chief Operating Officer (COO)

- Mr. Løvik joined the AS USA in April 2021 as Director of Aqua Technology
 - In charge of farm operations since August 2021, based in Miami, FL
 - Involved directly and indirectly in Atlantic Sapphire since inception of the Company in 2010
- Contributes with ~20 years of experience from the broader seafood industry
 - Managing Director of Atlantic Sapphire Denmark (Jun '15 - Dec '18)
 - Production Manager in Villa Organic, a 30,000t capacity salmon farming company
 - Responsible for building up and operating land-based smolt facilities in Norway



 ATLANTIC
SAPPHIRE®

